



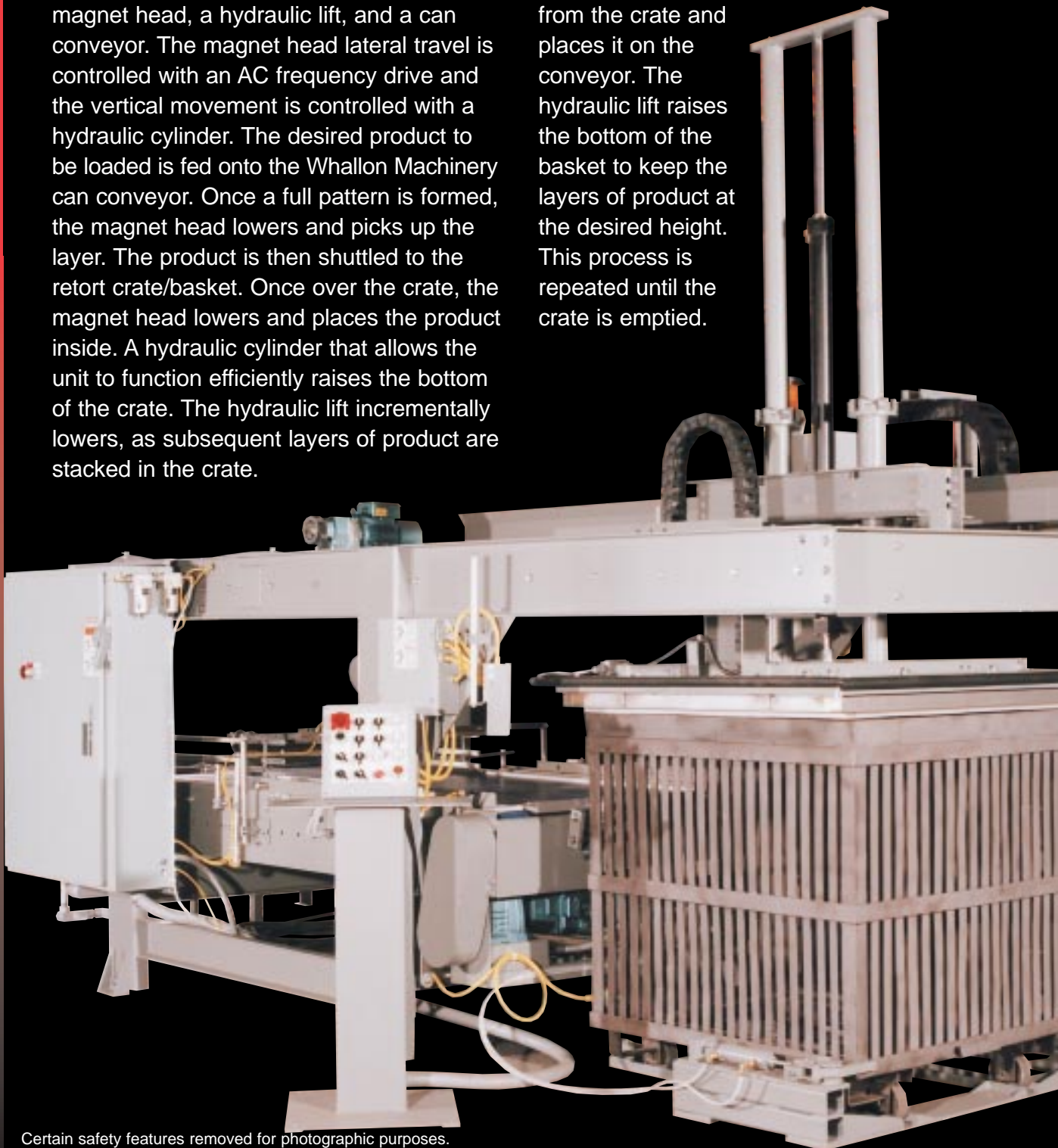
WHALLON
MACHINERY, INC.

MATERIAL HANDLING
EQUIPMENT

Retort Crate Loader/Unloader

The Whallon Machinery retort crate loader/unloader automatically transfers cans or glass jars from conveyor to crate or from crate to conveyor. The system is a self-contained unit that consists of a magnet head, a hydraulic lift, and a can conveyor. The magnet head lateral travel is controlled with an AC frequency drive and the vertical movement is controlled with a hydraulic cylinder. The desired product to be loaded is fed onto the Whallon Machinery can conveyor. Once a full pattern is formed, the magnet head lowers and picks up the layer. The product is then shuttled to the retort crate/basket. Once over the crate, the magnet head lowers and places the product inside. A hydraulic cylinder that allows the unit to function efficiently raises the bottom of the crate. The hydraulic lift incrementally lowers, as subsequent layers of product are stacked in the crate.

The unit continues to automatically cycle until the desired number of layers are loaded. The retort unloader functions like the loader but in the reverse sequence. The unloader removes product from the crate and places it on the conveyor. The hydraulic lift raises the bottom of the basket to keep the layers of product at the desired height. This process is repeated until the crate is emptied.



Certain safety features removed for photographic purposes.

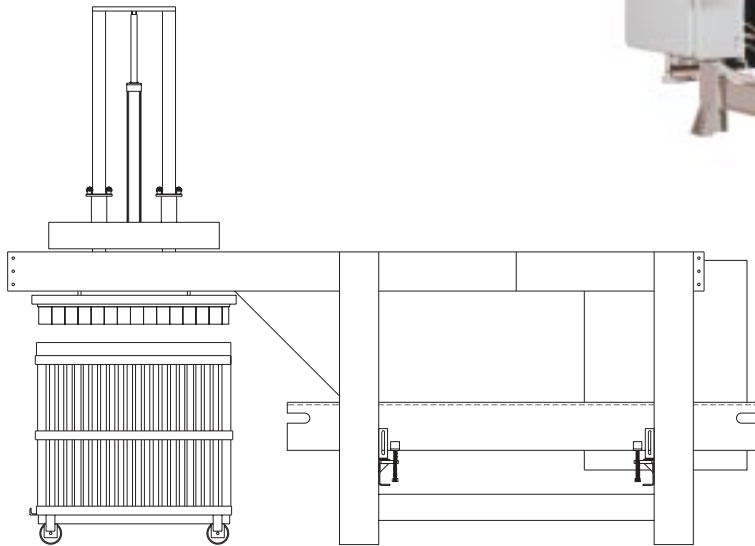



MATERIAL HANDLING
EQUIPMENT

WHALLON MACHINERY, INC., P.O. Box 429
205 North Chicago Street, Royal Center, Indiana 46978-0429
574/643-9561 • Fax 574/643-9218
www.whallon.com

Retort Crate Loader/Unloader

The Whallon Machinery retort loader/unloader is a flexible unit that can be placed into almost any layout and can be adapted to fit any size or shape retort basket or crate. Like all Whallon equipment, this system is built with high quality components and controls that can be tailor-made to any customer specifications. Also, Whallon's dedicated and experienced service staff provides assistance with installation, start-up and phone support for all existing equipment.



SIDE

TOP

